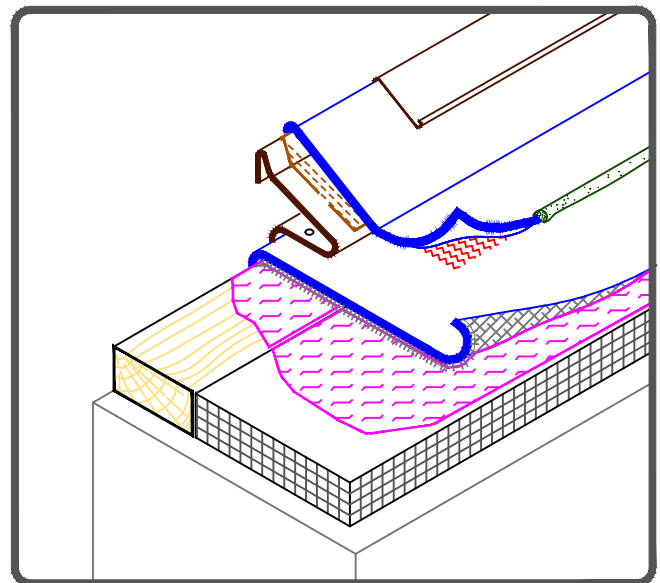






NOTES:

1. REFER TO [VERSITRIM 300 INSTALLATION INSTRUCTION MANUAL](#) FOR STEP-BY-STEP INSTALLATION PROCEDURES.
2. WOOD NAILER MUST EXTEND PAST TOTAL WIDTH OF GRAVEL STOP DECK FLANGE.
3. WHEN METAL FASCIA BY OTHERS IS USED, FASTENER TYPE AND FASTENING FREQUENCY SHALL BE RECOMMENDED BY METAL EDGE MANUFACTURER.
4. APPROXIMATELY 1/8" (3mm) DIAMETER BEAD OF CUT EDGE SEALANT IS REQUIRED ON CUT EDGES OF REINFORCED TPO MEMBRANE.



VERSITRIM 300

 → TPO AC MEMBRANE
 → ASPHALT/COLD APPLIED
 → APPROVED SUBSTRATE
 → SEE NOTE(S)

VERSIFLEECE
 AC TPO
 AC-1.5